



Your Companion in Life's Perfect Moments
ON-GRID POWER RATE
JUNE 2025

CHARGES ^{Annexes/}	UNIT	CUSTOMER CLASSIFICATION			
		RESIDENTIAL	LOW VOLTAGE		HIGH VOLTAGE
		Residential BAPA	Commercial Public Building	Street Lights	Industrial
GENERATION & TRANSMISSION					
Generation Charges ^{1/}					
Generation System Charge	Php/kWh	5.4194	5.4194	5.4194	5.4194
GRAM Deferred Accounting Adjustment (DAA)	Php/kWh				
ICERA Deferred Accounting Adjustment (DAA)	Php/kWh				
True-Up Adjustment of Fuel & Pur. Power Cost (ACRM)	Php/kWh				
True-Up Adjustment of Foreign Exchange-Related Costs (ACRM)	Php/kWh				
Power Act Reduction ^{2/}	Php/kWh	(0.1649)			
Transmission Charges ^{3/}					
Transmission Demand Charge	Php/kWh				368.67
Transmission System Charge	Php/kWh	0.9715	0.9102	0.9102	
System Loss Charge ^{4/}	Php/kWh	0.6865	0.6865	0.6865	0.6865
DISTRIBUTION (SUKELCO)					
Distribution Charges ^{5/}					
Demand Charge	Php/kWh				190.0300
Distribution System Charge	Php/kWh	0.5143	0.5134	0.5134	
Supply Charges ^{5/}					
Retail Customer Charge	Php/Cust./Mo.		41.6100	41.6100	41.6100
Supply System Charge	Php/kWh	0.5828			
Metering Charges ^{5/}					
Retail Customer Charge	Php/Meter/Mo.	5.0000	31.1900	31.1900	31.1900
Metering System Charge	Php/kWh	0.3669			
Reinvestment Fund For Sustainable CAPEX (RFSC) ^{5/}	Php/kWh	0.3783	0.3783	0.3783	0.3783
OTHER CHARGES					
Previous Power Cost Adjustment	Php/kWh				
Lifeline Subsidy Charge ^{6/}	Php/kWh	0.0134	0.0134	0.0134	0.0134
Senior Citizen Subsidy Charge ^{7/}	Php/kWh	0.0017	0.0017	0.0017	0.0017
Senior Citizen (Discount) Charge ^{8/}	Php/kWh	(0.4277)			
Inter-Class Cross Subsidy (ICCS) Adjustment	Php/kWh		0.0268		0.0268
Reinstated Prompt Payment Discount (RPPD) Adjustment	Php/kWh	0.0018			
Reinstated Prompt Payment Discount (RPPD) Adjustment	Php/Cust./Mo.		0.0700	0.0700	0.1700
GOVERNMENT REVENUES					
Provision for Real Property Tax Charges ^{9/}					
Provision for Real Property Tax- Current					
Local Franchise Tax (%)	Php/kWh				
Universal Charges					
Missionary Electrification Charge- NPC SPUG ^{10/}	Php/kWh	0.1949	0.1949	0.1949	0.1949
Missionary Electrification Charge - RED's Cash Incentive ^{11/}	Php/kWh	0.0044	0.0044	0.0044	0.0044
Total Missionary Electrification Charges	Php/kWh	0.1993	0.1993	0.1993	0.1993
Environmental Charge ^{12/}	Php/kWh	-	-	-	-
NPC Stranded Contract Costs ^{13/}	Php/kWh	-	-	-	-
NPC Stranded Debts ^{14/}	Php/kWh	0.0428	0.0428	0.0428	0.0428
FIT-All (Renewable) ^{14/}	Php/kWh	0.1189	0.1189	0.1189	0.1189
Value Added Tax Charges					
Generation Charge ^{14/}	Php/kWh	0.4806	0.4832	0.4832	0.4832
Transmission Charge ^{15/}	Php/kWh	0.1130	0.1058	0.1058	0.1737
System Loss Charge	Php/kWh	0.0643	0.0643	0.0643	0.0643
Distribution (12% of Total Distribution Revenue)	Php/kWh	0.2211	0.1070	0.1070	0.0454
	Php/Cust./Mo.	0.6000	8.7360	8.7360	8.7360
	Php/kWh				22.8036
Others (12% of Lifeline Subsidy Revenue)	Php/kWh	0.0016	0.0016	0.0016	0.0016
TOTAL RSEC-WR RATE with VAT	Php/kWh	10.0133	9.0726	9.0458	7.6553
	Php/kWh	-	-	-	581.5036
	Php/Cust./Mo.	5.6000	81.6060	81.6060	81.7060

Gen 0.5734 Trans 0.1131

NOTE 1: In accordance with ERC Order, SUKELCO is hereby directed to collect from its consumers the approved interim UC_ME rate amounting to Php0.1993/kWh effective February 2025 billing period.

NOTE 2: The collection of the New Fit-All Rate amounting to Php 0.1189/kWh will be implemented starting March 2025 Billing as per ERC Decision on ERC Case No. 2023-096RC

ON- GRID	Subtransmission & Substation (ST+SS)	Feeder (FDR)	May 2025	Recoverable System Loss (12 mos. Ave.)	
				Actual	Recoverable
Total Energy Input in kWh	22,313,069.00	21,714,731.00			
Total Energy Output in kWh	21,711,502.00	20,539,138.00			
System Loss (kWh)	601,567	1,175,593			
System Loss (%)	2.70%	5.27%	7.96%	9.60%	9.60%
				2.51%	2.51%
				7.09%	7.09%
				9.60%	9.60%

SHAIREL P. BAWE, CPA
CorPlan Officer

ROCHELLE C. FABIAN, CPA, MBA
CorPlan and Reg. Division Supervisor

JANET S. COLLADO, MBA
CorPlan Dept. Manager

EMILY GRACE P. MACAILING, CPA
Internal Audit Dept. Manager

WILFREDO M. EVANGELISTA, Ph.D.
ERC - General Manager



SULTAN KUDARAT ELECTRIC COOPERATIVE, INC.
Tacurong City

"Your Companion in Life's Perfect Moments"

June 13, 2025


OFF-GRID POWER RATE
LEBAK AND KALAMANSIG SUB-OFFICE
JUNE 2025


CHARGES	UNIT	RESIDENTIAL	LOW VOLTAGE		HIGH VOLTAGE
		Residential BAPA	Commercial Public Building	Street Lights	Industrial
GENERATION REVENUE					
Generation Systems Charge	Php/kwh	6.6224	6.6224	6.6224	6.6224
Power Act Reduction	Php/kwh	(0.3000)			
Sub-Total	Php/kwh	6.3224	6.6224	6.6224	6.6224
SYSTEMS LOSS CHARGE					
	Php/kwh	0.6634	0.6634	0.6634	0.6634
DISTRIBUTION REVENUE					
Distribution Charge					
Demand Charge	PhP/Kw				190.0300
Distribution Systems Charge	Php/kwh	0.5143	0.5134	0.5134	
Supply Charges					
Retail Customer Charge	PhP/Cust/Mo.		41.6100	41.6100	41.6100
Supply Systems Charge	Php/kwh	0.5828			
Metering Charge					
Retail Customer Charge	PhP/meter/Mo.	5.0000	31.1900	31.1900	31.1900
Metering Systems Charge	Php/kwh	0.3669			
Reinv. Fund for Sustainable CAPEX (RFSC)	Php/kwh	0.3783	0.3783	0.3783	0.3783
Lifeline Rate Discount (Subsidy)	Php/kwh	0.0134	0.0134	0.0134	0.0134
Senior Citizen Subsidy	Php/kwh	0.0017	0.0017	0.0017	0.0017
Senior Citizen Discount		(0.4382)			
Inter-Class Cross Subsidy (ICCS) Adjustment	Php/kwh		0.1216		0.1216
Reinstated Prompt Payment Disc. (RPPD) Adj.	Php/kwh	0.0006			
Reinstated Prompt Payment Disc. (RPPD) Adj.	PhP/Cust./Mo.				
Previous Years Adj. on Power Cost	Php/kwh	0.0000	0.0000	0.0000	0.0000
Sub-Total	Php/kwh	1.8423	0.8917	0.8917	0.3783
Sub-Total	PhP/cust./meter/mo.	5.0000	72.8000	72.8000	72.8000
GOVERNMENT REVENUE					
A. Real Property Taxes Recovery - Current					
Lebak	Php/kwh		0.0000	0.0000	0.0000
Kalamansig	Php/kwh		0.0000	0.0000	0.0000
B. Local Franchise Tax (%)					
C. Value Added Taxes					
Generation	Php/kwh	0.7671	0.7922	0.7922	0.7922
Systems Loss	Php/kwh	0.0796	0.0796	0.0796	0.0796
Distribution	Php/kwh	0.2211	0.1070	0.1070	0.0454
Distribution	PhP/cus/meter/mo.	0.6000	8.7360	8.7360	8.7360
Sub-Total		1.6678	9.7148	9.7148	9.6533
D. Universal Charges					
Missionary Electrification (ME)					
UC-ME for NPC-SPUG	Php/kwh	0.1949	0.1949	0.1949	0.1949
UC-ME for REDs' Cash Incentive	Php/kwh	0.0044	0.0044	0.0044	0.0044
Total UC-ME Charge		0.1993	0.1993	0.1993	0.1993
NPC Stranded Contract Cost	Php/kwh	0.0000	0.0000	0.0000	0.0000
NPC Stranded Debts	Php/kwh	0.0428	0.0428	0.0428	0.0428
Environmental Charge	Php/kwh	0.0000	0.0000	0.0000	0.0000
Sub-Total	Php/kwh	0.2421	0.2421	0.2421	0.2421
GRANDTOTAL - Lebak	Php/kwh	10.1537	9.5351	9.4135	8.9601
GRANDTOTAL - Kalamansig	Php/kwh	10.1537	9.5351	9.4135	8.9601
	PhP/cus/met/mo.	5.6000	81.5360	81.5360	81.5360


NOTE 1: In accordance with ERC Order, SUKELCO is hereby directed to collect from its consumers the approved interim UC_ME rate amounting to Php0.1993/kWh effective February 2025 billing period.


May 2025


Kwh Purchased	2,744,392.00
Kwh Sales	2,540,100.00
System Loss (kwh)	204,292.00
System Loss (%)	7.44%

Prepared by: 
SHAIREL P. BAWE, CPA
Corporate Planning Officer

Audited by: 
EMILY GRACE P. MACAILING, CPA
Internal Audit Department Manager

Checked by: 
ROCHELLE C. FABIAN, CPA, MBA
CorPlan and Res. Division Supervisor

Approved by: 
WILFREDO M. EVANGELISTA, Ph.D.
OIC - General Manager

Certified Correct by: 
JANET S. COLLADO, MBA
Corporate Planning Department Manager



SULTAN KUDARAT ELECTRIC COOPERATIVE, INC.
Tacurong City

"Your Companion in Life's Perfect Moments"






June 13, 2025

OFF-GRID POWER RATE
SEN. NINOY AQUINO SUB-OFFICE
JUNE 2025

CHARGES	UNIT	RESIDENTIAL	LOW VOLTAGE		HIGH VOLTAGE
		Residential BAPA	Commercial Public Building	Street Lights	Industrial
GENERATION REVENUE					
Generation Systems Charge	PhP/kwh	6.6025	6.6025	6.6025	6.6025
Power Act Reduction	PhP/kwh	(0.3000)			
Sub-Total	PhP/kwh	6.3025	6.6025	6.6025	6.6025
SYSTEMS LOSS CHARGE	PhP/kwh	0.3915	0.3915	0.3915	0.3915
DISTRIBUTION REVENUE					
Distribution Charge					190.0300
Demand Charge	PhP/Kw				
Distribution Systems Charge	PhP/kwh	0.5143	0.5134	0.5134	
Supply Charges					
Retail Customer Charge	PhP/Cust/Mo.		41.6100	41.6100	41.6100
Supply Systems Charge	PhP/kwh	0.5828			
Metering Charge					
Retail Customer Charge	Php/meter/Mo.	5.0000	31.1900	31.1900	31.1900
Metering Systems Charge	PhP/kwh	0.3669			
Reinv. Fund for Sustainable CAPEX (RFSC)	PhP/kwh	0.3783	0.3783	0.3783	0.3783
Lifeline Rate Discount (Subsidy)	Php/kwh	0.0134	0.0134	0.0134	0.0134
Senior Citizen Subsidy	Php/kwh	0.0017	0.0017	0.0017	0.0017
Senior Citizen Discount		(0.4236)			
Inter-Class Cross Subsidy (ICCS) Adjustment	Php/Kwh		0.1497		0.1497
Reinstated Prompt Payment Disc. (RPPD) Adj.	Php/Kwh				
Reinstated Prompt Payment Disc. (RPPD) Adj.	Php/Cust./Mo.				
Previous Years Adj. on Power Cost	Php/kwh	(0.0517)	(0.0517)	(0.0517)	(0.0517)
Sub-Total	Php/kwh	1.8423	0.8917	0.8917	0.3783
Sub-Total	Php/cust./meter/mo.	5.0000	72.8000	72.8000	72.8000
GOVERNMENT REVENUE					
A. Real Property Taxes Recovery					
Current		0.0000	0.0000	0.0000	0.0000
Arrears		0.0000	0.0000	0.0000	0.0000
B. Local Franchise Tax (%)					
C. Value Added Taxes					
Generation	Php/kwh	0.7625	0.7923	0.7923	0.7923
Systems Loss	Php/kwh	0.0470	0.0470	0.0470	0.0470
Distribution	Php/kwh	0.2211	0.1070	0.1070	0.0454
Distribution	Php/cus/meter/mo.	0.6000	8.7360	8.7360	8.7360
Sub-Total		1.6306	0.5763	0.5763	9.6208
D. Universal Charges					
Missionary Electrification (ME)					
UC-ME for NPC-SPUG	Php/kwh	0.1949	0.1949	0.1949	0.1949
UC-ME for REDs' Cash Incentive	Php/kwh	0.0044	0.0044	0.0044	0.0044
Total UC-ME Charge		0.1993	0.1993	0.1993	0.1993
NPC Stranded Contract Cost	Php/kwh	0.0000	0.0000	0.0000	0.0000
NPC Stranded Debts	Php/kwh	0.0428	0.0428	0.0428	0.0428
Environmental Charge	Php/kwh	0.0000	0.0000	0.0000	0.0000
Sub-Total	Php/kwh	0.2421	0.2421	0.2421	0.2421
GRAND TOTAL	Php/kwh	9.7724	9.1872	9.0375	8.6122
	Php/cus/met/mo.	5.6000	81.5360	81.5360	81.5360

NOTE 1: In accordance with ERC Order, SUKELCO is hereby directed to collect from its consumers the approved interim UC_ME rate amounting to Php0.1993/kWh effective February 2025 billing period.

NOTE 2: The Generation, System Loss, Lifeline Subsidy and Sr. Citizen Subsidy Charges have been adjusted with the (Over)/Under Recovery Adjustments in accordance with the ERC Decision on ERC Case No. 2013-010, ERC Case No. 2016-003 and ERC Case No. 2019-022. Starting with June 2025 billing, there are no longer any adjustments for Generation charge, as these have been fully recovered in the May 2025 billing.

	May 2025	
Kwh Purchased	584,358.00	
Kwh Sales	513,537.00	
System Loss (kwh)	40,821.00	
System Loss (%)	7.36%	
Prepared by:	Checked by:	Certified Correct by:
 SHAIREL P. BAWE, CPA Corporate Planning Officer	 ROCHELLE C. FABIAN, CPA, MBA CorPlan and Res. Division Supervisor	 JANET S. COLADO, MBA Corporate Planning Department Manager
Audited by:	Approved by:	
 EMILY GRACE P. MACAILING, CPA Internal Audit Department Manager	 WILFREDO M. EVANGELISTA, Ph.D. QC General Manager	



SULTAN KUDARAT ELECTRIC COOPERATIVE, INC.
Tacurong City

"Your Companion in Life's Perfect Moments"

June 13, 2025

**OFF-GRID POWER RATE
PALIMBANG SUB-OFFICE**

JUNE 2025

CHARGES	UNIT	RESIDENTIAL	LOW VOLTAGE	HIGH VOLTAGE
		Residential BAPA	Commercial Public Building St. Lights	Industrial
GENERATION REVENUE				
Generation Systems Charge	PhP/kwh	6.6033	6.6033	6.6033
Power Act Reduction	PhP/kwh	(0.3000)		
Sub-Total	PhP/kwh	6.3033	6.6033	6.6033
SYSTEMS LOSS CHARGE	PhP/kwh	0.4134	0.4134	0.4134
DISTRIBUTION REVENUE				
Distribution Charge				190.0300
Demand Charge	PhP/Kw			
Distribution Systems Charge	PhP/kwh	0.5143	0.5134	
Supply Charges				
Retail Customer Charge	PhP/Cust/Mo.		41.6100	41.6100
Supply Systems Charge	PhP/kwh	0.5828		
Metering Charge				
Retail Customer Charge	Php/meter/Mo.	5.0000	31.1900	31.1900
Metering Systems Charge	PhP/kwh	0.3669		
Reinv. Fund for Sustainable CAPEX (RFSC)	PhP/kwh	0.3783	0.3783	0.3783
Lifeline Rate Discount (Subsidy)	Php/kwh	0.0134	0.0134	0.0134
Senior Citizen Subsidy	Php/kwh	0.0017	0.0017	0.0017
Senior Citizen Discount		(0.4247)		
Previous Years Adj. on Power Cost	Php/kwh	(0.2783)	(0.2783)	(0.2783)
Sub-Total	Php/kwh	1.8423	0.8917	0.3783
Sub-Total	Php/cust./meter/mo.	5.0000	72.8000	72.8000
GOVERNMENT REVENUE				
A. Real Property Taxes Recovery				
Current		0.0000	0.0000	0.0000
Arrears		0.0000	0.0000	0.0000
B. Local Franchise Tax (%)				
C. Value Added Taxes				
Generation	Php/kwh	0.7677	0.7924	0.7924
Systems Loss	Php/kwh	0.0496	0.0496	0.0496
Distribution	Php/kwh	0.2211	0.1070	0.0454
Distribution	Php/cus/meter/mo.	0.6000	8.7360	8.7360
Sub-Total		1.6384	9.6850	9.6235
D. Universal Charges				
Missionary Electrification (ME)				
UC-ME for NPC-SPUG	Php/kwh	0.1949	0.1949	0.1949
UC-ME for REDs' Cash Incentive	Php/kwh	0.0044	0.0044	0.0044
Total UC-ME Charge		0.1993	0.1993	0.1993
NPC Stranded Contract Cost	Php/kwh	0.0000	0.0000	0.0000
NPC Stranded Debts	Php/kwh	0.0428	0.0428	0.0428
Environmental Charge	Php/kwh	0.0000	0.0000	0.0000
Sub-Total	Php/kwh	0.2421	0.2421	0.2421
GRAND TOTAL	Php/kwh	9.5763	8.8363	8.2613
	Php/cus/met/mo.	5.6000	81.5360	81.5360

NOTE 1: In accordance with ERC Order, SUKELCO is hereby directed to collect from its consumers the approved interim UC_ME rate amounting to Php0.1993/kwh effective February 2025 billing period.

NOTE 2: The Generation, System Loss, Lifeline Subsidy and Sr. Citizen Subsidy Charges have been adjusted with the (Over)/Under Recovery Adjustments in accordance with the ERC Decision on ERC Case No. 2013-010, ERC Case No. 2016-003 and ERC Case No. 2019-022. Starting with the April 2025 billing, there are no longer any adjustments for Generation and System Loss charges, as these have been fully recovered in the March 2025 billing.

May 2025

Kwh Purchased	249,858.00
Kwh Sales	233,981.00
System Loss (kwh)	15,877.00
System Loss (%)	6.35%

Prepared by:

SHAIREL P. BAWE, CPA
Corporate Planning Officer

Checked by:

ROCHELLE C. FABIAN, CPA, MBA
CorPlan and Res. Div. Supervisor

Certified Correct by:

JANET S. COLORADO, MBA
Corporate Planning Department Manager

Audited by:

EMILY GRACE P. MACAILING, CPA
Internal Audit Department Manager

Approved by:

WILFREDO S. EVANGELISTA, Ph.D.
OIC - General Manager



**SALE FOR RESALE POWER RATE
JUNE 2025**

CHARGES	UNIT	CUSTOMER CLASSIFICATION		
		RESIDENTIAL	LOW VOLTAGE	HIGH VOLTAGE
		Residential BAPA	Commercial Public Building St. Lights	Industrial
GENERATION & TRANSMISSION				
Generation Charges ^{1/}				
Generation System Charge	Php/kWh	8.7157	8.7157	8.7157
Franchise and Benefits to Host Communities Taxes	Php/kWh		-	-
Power Act Reduction ^{2/}	Php/kWh	(0.3000)		
Transmission Charges ^{3/}				
Transmission Demand Charge	Php/kWh			
Transmission System Charge	Php/kWh			
System Loss Charge ^{4/}	Php/kWh	0.7564	0.7564	0.7564
DISTRIBUTION (SUKELCO)				
Distribution Charges ^{5/}				
Demand Charge	Php/kWh			190.0300
Distribution System Charge	Php/kWh	0.5143	0.5134	
Supply Charges ^{5/}				
Retail Customer Charge	Php/Cust./Mo.		41.6100	41.6100
Supply System Charge	Php/kWh	0.5828		
Metering Charges ^{5/}				
Retail Customer Charge	Php/Meter/Mo.	5.0000	31.1900	31.1900
Metering System Charge	Php/kWh	0.3669		
Reinvestment Fund For Sustainable CAPEX (RFSC) ^{5/}	Php/kWh	0.3783	0.3783	0.3783
Previous Power Cost Adjustment	Php/kWh			
SUBSIDIES & OTHER CHARGES				
Lifeline Subsidy Charge ^{6/}	Php/kWh	0.0134	0.0134	0.0134
Senior Citizen Subsidy Charge ^{7/}	Php/kWh	0.0017	0.0017	0.0017
Senior Citizen (Discount) Charge ^{8/}	Php/kWh	(0.5475)		
GOVERNMENT REVENUES				
Provision for Real Property Tax Charges ^{9/}				
Provision for Real Property Tax- Current	Php/kWh	-	-	-
Provision for Real Property Tax- Arrears	Php/kWh	-	-	-
Local Franchise Tax (%)	Php/kWh			
Universal Charges				
Missionary Electrification Charge- NPC SPUG ^{10/}	Php/kWh	0.1949	0.1949	0.1949
Missionary Electrification Charge - RED's Cash Incentive ^{11/}	Php/kWh	0.0044	0.0044	0.0044
Total Missionary Electrification Charges	Php/kWh	0.1993	0.1993	0.1993
Environmental Charge ^{12/}	Php/kWh	-	-	-
NPC Stranded Contract Costs ^{13/}	Php/kWh	-	-	-
NPC Stranded Debts ^{14/}	Php/kWh	0.0428	0.0428	0.0428
FIT-All (Renewable) ^{14/}	Php/kWh	0.1189	0.1189	0.1189
Value Added Tax Charges				
Generation Charge ^{14/}	Php/kWh	0.7395	0.7395	0.7395
Transmission Charge ^{15/}	Php/kWh			
System Loss Charge	Php/kWh	0.0732	0.0732	0.0732
Distribution (12% of Total Distribution Revenue)	Php/kWh	0.2211	0.1070	0.0454
	Php/Cust./Mo.	0.6000	8.7360	8.7360
	Php/kWh			22.8036
Others (12% of Lifeline Subsidy Revenue)	Php/kWh	-	-	-
TOTAL RSEC-WR RATE with VAT	Php/kWh	12.4243	11.6596	11.0846
	Php/kWh	-	-	212.8336
	Php/Cust./Mo.	5.6000	81.5360	81.5360

NOTE 1: In accordance with ERC Order, SUKELCO is hereby directed to collect from its consumers the approved interim UC_ME rate amounting to Php0.1993/kWh effective February 2025 billing period.

NOTE 2: The collection of the New Fit-All Rate amounting to Php 0.1189/kWh will be implemented starting March 2025 Billing as per ERC Decision on ERC Case No. 2023-096RC

SALE FOR RESALE	May 2025
kWh Purchased	372,890
kWh Sales	336,436
System Loss (kWh)	36,454
System Loss (%)	9.78%

Prepared by:

SHAIREL P. BAWA, CPA
CorPlan Officer

Checked by:

ROCHELLE C. FABIAN, CPA, MBA
CorPlan and Res. Div. Supervisor

Certified Correct by:

JANET S. OJILADD, MBA
CorPlan Manager

Audited by:

EMILY GRACE MACAILING, CPA
Internal Audit Manager

Approved by:

WILFREDO M. EVANGELISTA, Ph.D.
OIC - General Manager