



Your Companion in Life's Perfect Moments
ON-GRID POWER RATE
JULY 2025

| CHARGES ^{Annexes/} | UNIT | CUSTOMER CLASSIFICATION | | | |
|---|---------------|-------------------------|----------------------------|----------------|----------------|
| | | RESIDENTIAL | LOW VOLTAGE | | HIGH VOLTAGE |
| | | Residential BAPA | Commercial Public Building | Street Lights | Industrial |
| GENERATION & TRANSMISSION | | | | | |
| Generation Charges ^{1/} | | | | | |
| Generation System Charge | Php/kWh | 5.5437 | 5.5437 | 5.5437 | 5.5437 |
| GRAM Deferred Accounting Adjustment (DAA) | Php/kWh | | | | |
| ICERA Deferred Accounting Adjustment (DAA) | Php/kWh | | | | |
| True-Up Adjustment of Fuel & Pur. Power Cost (ACRM) | Php/kWh | | | | |
| True-Up Adjustment of Foreign Exchange-Related Costs (ACRM) | Php/kWh | | | | |
| Power Act Reduction ^{2/} | Php/kWh | (0.1669) | | | |
| Transmission Charges ^{3/} | | | | | |
| Transmission Demand Charge | Php/kWh | | | | 359.16 |
| Transmission System Charge | Php/kWh | 0.9588 | 0.8981 | 0.8981 | |
| System Loss Charge ^{4/} | Php/kWh | 0.7144 | 0.7144 | 0.7144 | 0.7144 |
| DISTRIBUTION (SUKELCO) | | | | | |
| Distribution Charges ^{5/} | | | | | |
| Demand Charge | Php/kWh | | | | 190.0300 |
| Distribution System Charge | Php/kWh | 0.5143 | 0.5134 | 0.5134 | |
| Supply Charges ^{5/} | | | | | |
| Retail Customer Charge | Php/Cust./Mo. | | 41.6100 | 41.6100 | 41.6100 |
| Supply System Charge | Php/kWh | 0.5828 | | | |
| Metering Charges ^{5/} | | | | | |
| Retail Customer Charge | Php/Meter/Mo. | 5.0000 | 31.1900 | 31.1900 | 31.1900 |
| Metering System Charge | Php/kWh | 0.3669 | | | |
| Reinvestment Fund For Sustainable CAPEX (RFSC) ^{5/} | Php/kWh | 0.3783 | 0.3783 | 0.3783 | 0.3783 |
| OTHER CHARGES | | | | | |
| Previous Power Cost Adjustment | Php/kWh | | | | |
| Lifeline Subsidy Charge ^{6/} | Php/kWh | 0.0133 | 0.0133 | 0.0133 | 0.0133 |
| Senior Citizen Subsidy Charge ^{7/} | Php/kWh | 0.0016 | 0.0016 | 0.0016 | 0.0016 |
| Senior Citizen (Discount) Charge ^{8/} | Php/kWh | (0.4347) | | | |
| Inter-Class Cross Subsidy (ICCS) Adjustment | Php/kWh | | 0.0268 | | 0.0268 |
| Reinstated Prompt Payment Discount (RPPD) Adjustment | Php/kWh | 0.0018 | | | |
| Reinstated Prompt Payment Discount (RPPD) Adjustment | Php/Cust./Mo. | | 0.0700 | 0.0700 | 0.1700 |
| GOVERNMENT REVENUES | | | | | |
| Provision for Real Property Tax Charges ^{9/} | | | | | |
| Provision for Real Property Tax- Current | | | | | |
| Local Franchise Tax (%) | Php/kWh | | | | |
| Universal Charges | | | | | |
| Missionary Electrification Charge- NPC SPUG ^{10/} | Php/kWh | 0.1949 | 0.1949 | 0.1949 | 0.1949 |
| Missionary Electrification Charge - RED's Cash Incentive ^{11/} | Php/kWh | 0.0044 | 0.0044 | 0.0044 | 0.0044 |
| Total Missionary Electrification Charges | Php/kWh | 0.1993 | 0.1993 | 0.1993 | 0.1993 |
| Environmental Charge ^{12/} | Php/kWh | - | - | - | - |
| NPC Stranded Contract Costs ^{13/} | Php/kWh | - | - | - | - |
| NPC Stranded Debts ^{14/} | Php/kWh | 0.0428 | 0.0428 | 0.0428 | 0.0428 |
| FIT-All (Renewable) ^{14/} | Php/kWh | 0.1189 | 0.1189 | 0.1189 | 0.1189 |
| Value Added Tax Charges | | | | | |
| Generation Charge ^{14/} | Php/kWh | 0.4982 | 0.5004 | 0.5004 | 0.5004 |
| Transmission Charge ^{15/} | Php/kWh | 0.1126 | 0.1055 | 0.1055 | 0.1732 |
| System Loss Charge | Php/kWh | 0.0676 | 0.0676 | 0.0676 | 0.0676 |
| Distribution (12% of Total Distribution Revenue) | Php/kWh | 0.2211 | 0.1070 | 0.1070 | 0.0454 |
| | Php/Cust./Mo. | 0.6000 | 8.7360 | 8.7360 | 8.7360 |
| | Php/kWh | | | | 22.8036 |
| Others (12% of Lifeline Subsidy Revenue) | Php/kWh | 0.0016 | 0.0016 | 0.0016 | 0.0016 |
| TOTAL RSEC-WR RATE with VAT | Php/kWh | 10.1711 | 9.2327 | 9.2059 | 7.8273 |
| | Php/kWh | - | - | - | 571.9936 |
| | Php/Cust./Mo. | 5.6000 | 81.6060 | 81.6060 | 81.7060 |

Gen 0.6004

Trans 0.1140

NOTE 1: In accordance with ERC Order, SUKELCO is hereby directed to collect from its consumers the approved interim UC_ME rate amounting to Php0.1993/kWh effective February 2025 billing period.

NOTE 2: The collection of the New Fit-All Rate amounting to Php 0.1189/kWh will be implemented starting March 2025 Billing as per ERC Decision on ERC Case No. 2023-096RC

| ON- GRID | Subtransmission & Substation (ST+SS) | Feeder (FDR) | June 2025 | Recoverable System Loss (12 mos. Ave.) | |
|----------------------------|--------------------------------------|---------------|-----------|--|-------------|
| Total Energy Input in kWh | 22,795,137.86 | 22,243,243.00 | | Actual | Recoverable |
| Total Energy Output in kWh | 22,239,755.00 | 20,718,306.00 | | | |
| System Loss (kWh) | 555,383 | 1,524,937 | 9.13% | 2.59% | 2.59% |
| System Loss (%) | 2.44% | 6.69% | | 7.18% | 7.18% |
| | | | | 9.77% | 9.77% |

SHAIREL P. BAWA, CPA
CorPlan Officer

ROCHELLE C. FABIAN, CPA, MBA
CorPlan and Res. Division Supervisor

JANET S. COLLADO, MBA
CorPlan Dept. Manager

EMILY GRACE S. MACAILING, CPA
Internal Audit Dept. Manager

WILFREDO M. EVANGELISTA, Ph.D.
OIC - General Manager



SULTAN KUDARAT ELECTRIC COOPERATIVE, INC.
Tacurong City

"Your Companion in Life's Perfect Moments"

July 12, 2025

OFF-GRID POWER RATE
LEBAK AND KALAMANSIG SUB-OFFICE

JULY 2025

| CHARGES | UNIT | RESIDENTIAL | LOW VOLTAGE | | HIGH VOLTAGE |
|--|---------------------|---------------------|-------------------------------|---------------|--------------|
| | | Residential BAPA | Commercial Public Building | Street Lights | Industrial |
| GENERATION REVENUE | | | | | |
| Generation Systems Charge | PhP/kwh | 6.6352 | 6.6352 | 6.6352 | 6.6352 |
| Power Act Reduction | PhP/kwh | (0.3000) | | | |
| Sub-Total | PhP/kwh | 6.3352 | 6.6352 | 6.6352 | 6.6352 |
| SYSTEMS LOSS CHARGE | | | | | |
| | PhP/kwh | 0.6641 | 0.6641 | 0.6641 | 0.6641 |
| DISTRIBUTION REVENUE | | | | | |
| Distribution Charge | | | | | |
| Demand Charge | PhP/Kw | | | | 190.0300 |
| Distribution Systems Charge | PhP/kwh | 0.5143 | 0.5134 | 0.5134 | |
| Supply Charges | | | | | |
| Retail Customer Charge | PhP/Cust/Mo. | | 41.6100 | 41.6100 | 41.6100 |
| Supply Systems Charge | PhP/kwh | 0.5828 | | | |
| Metering Charge | | | | | |
| Retail Customer Charge | Php/meter/Mo. | 5.0000 | 31.1900 | 31.1900 | 31.1900 |
| Metering Systems Charge | PhP/kwh | 0.3669 | | | |
| Reinv. Fund for Sustainable CAPEX (RFSC) | PhP/kwh | 0.3783 | 0.3783 | 0.3783 | 0.3783 |
| Lifeline Rate Discount (Subsidy) | Php/kwh | 0.0133 | 0.0133 | 0.0133 | 0.0133 |
| Senior Citizen Subsidy | Php/kwh | 0.0016 | 0.0016 | 0.0016 | 0.0016 |
| Senior Citizen Discount | | (0.4388) | | | |
| Inter-Class Cross Subsidy (ICCS) Adjustment | Php/Kwh | | 0.1216 | | 0.1216 |
| Reinstated Prompt Payment Disc. (RPPD) Adj. | Php/Kwh | 0.0006 | | | |
| Reinstated Prompt Payment Disc. (RPPD) Adj. | Php/Cust./Mo. | | | | |
| Previous Years Adj. on Power Cost | Php/kwh | 0.0000 | 0.0000 | 0.0000 | 0.0000 |
| Sub-Total | Php/kwh | 1.8423 | 0.8917 | 0.8917 | 0.3783 |
| Sub-Total | Php/cust./meter/mo. | 5.0000 | 72.8000 | 72.8000 | 72.8000 |
| GOVERNMENT REVENUE | | | | | |
| A. Real Property Taxes Recovery - Current | | | | | |
| Lebak | Php/kwh | 0.0000 | 0.0000 | 0.0000 | 0.0000 |
| Kalamansig | Php/kwh | 0.0000 | 0.0000 | 0.0000 | 0.0000 |
| B. Local Franchise Tax (%) | | | | | |
| C. Value Added Taxes | | | | | |
| Generation | Php/kwh | 0.7708 | 0.7937 | 0.7937 | 0.7937 |
| Systems Loss | Php/kwh | 0.0797 | 0.0797 | 0.0797 | 0.0797 |
| Distribution | Php/kwh | 0.2211 | 0.1070 | 0.1070 | 0.0454 |
| Distribution | Php/cus/meter/mo. | 0.6000 | 8.7360 | 8.7360 | 8.7360 |
| Sub-Total | | 1.6716 | 9.7164 | 9.7164 | 9.6549 |
| D. Universal Charges | | | | | |
| Missionary Electrification (ME) | | | | | |
| UC-ME for NPC-SPUG | Php/kwh | 0.1949 | 0.1949 | 0.1949 | 0.1949 |
| UC-ME for REDs' Cash Incentive | Php/kwh | 0.0044 | 0.0044 | 0.0044 | 0.0044 |
| Total UC-ME Charge | | 0.1993 | 0.1993 | 0.1993 | 0.1993 |
| NPC Stranded Contract Cost | Php/kwh | 0.0000 | 0.0000 | 0.0000 | 0.0000 |
| NPC Stranded Debts | Php/kwh | 0.0428 | 0.0428 | 0.0428 | 0.0428 |
| Environmental Charge | Php/kwh | 0.0000 | 0.0000 | 0.0000 | 0.0000 |
| Sub-Total | Php/kwh | 0.2421 | 0.2421 | 0.2421 | 0.2421 |
| GRANDTOTAL - Lebak | Php/kwh | 10.1708 | 9.5500 | 9.4284 | 8.9750 |
| GRANDTOTAL - Kalamansig | Php/kwh | 10.1708 | 9.5500 | 9.4284 | 8.9750 |
| | Php/cus/met/mo. | 5.6000 | 81.5360 | 81.5360 | 81.5360 |

NOTE 1: In accordance with ERC Order, SUKELCO is hereby directed to collect from its consumers the approved interim UC_ME rate amounting to Php0.1993/kWh effective February 2025 billing period.

| | |
|--|--|
| | June 2025 |
| Kwh Purchased | 2,873,920.00 |
| Kwh Sales | 2,606,521.00 |
| System Loss (kwh) | 267,399.00 |
| System Loss (%) | 9.30% |
| Prepared by: | Checked by: |
| SHAIRIL P. BAWE, CPA Corporate Planning Officer | ROCHELLE C. FABIAN, CPA, MBA CorPlan and Res. Division Supervisor |
| Audited by: | Approved by: |
| EMILY GRACE P. MACAILING, CPA Internal Audit Department Manager | WILFREDO M. EVANGELISTA, Ph.D. OIC - General Manager |

Certified Correct by:
 JANET S. COLLADO, MBA
 Corporate Planning Department Manager



SULTAN KUDARAT ELECTRIC COOPERATIVE, INC.
Tacurong City

"Your Companion in Life's Perfect Moments"






July 14, 2025

OFF-GRID POWER RATE
SEN. NINOY AQUINO SUB-OFFICE
JULY 2025

| CHARGES | UNIT | RESIDENTIAL | LOW VOLTAGE | | HIGH VOLTAGE |
|---|---------------------|------------------|----------------------------|----------------|----------------|
| | | Residential BAPA | Commercial Public Building | Street Lights | Industrial |
| GENERATION REVENUE | | | | | |
| Generation Systems Charge | PhP/kwh | 6.6155 | 6.6155 | 6.6155 | 6.6155 |
| Power Act Reduction | PhP/kwh | (0.3000) | | | |
| Sub-Total | PhP/kwh | 6.3155 | 6.6155 | 6.6155 | 6.6155 |
| SYSTEMS LOSS CHARGE | PhP/kwh | 0.4035 | 0.4035 | 0.4035 | 0.4035 |
| DISTRIBUTION REVENUE | | | | | |
| Distribution Charge | | | | | |
| Demand Charge | PhP/Kw | | | | 190.0300 |
| Distribution Systems Charge | PhP/kwh | 0.5143 | 0.5134 | 0.5134 | |
| Supply Charges | | | | | |
| Retail Customer Charge | PhP/Cust./Mo. | | 41.6100 | 41.6100 | 41.6100 |
| Supply Systems Charge | PhP/kwh | 0.5828 | | | |
| Metering Charge | | | | | |
| Retail Customer Charge | Php/meter/Mo. | 5.0000 | 31.1900 | 31.1900 | 31.1900 |
| Metering Systems Charge | PhP/kwh | 0.3669 | | | |
| Reinv. Fund for Sustainable CAPEX (RFSC) | PhP/kwh | 0.3783 | 0.3783 | 0.3783 | 0.3783 |
| Lifeline Rate Discount (Subsidy) | Php/kwh | 0.0133 | 0.0133 | 0.0133 | 0.0133 |
| Senior Citizen Subsidy | Php/kwh | 0.0016 | 0.0016 | 0.0016 | 0.0016 |
| Senior Citizen Discount | | (0.4248) | | | |
| Inter-Class Cross Subsidy (ICCS) Adjustment | Php/Kwh | | 0.1497 | | 0.1497 |
| Reinstated Prompt Payment Disc. (RPPD) Adj. | Php/Kwh | | | | |
| Reinstated Prompt Payment Disc. (RPPD) Adj. | Php/Cust./Mo. | | | | |
| Previous Years Adj. on Power Cost | Php/kwh | (0.0517) | (0.0517) | (0.0517) | (0.0517) |
| Sub-Total | Php/kwh | 1.8423 | 0.8917 | 0.8917 | 0.3783 |
| Sub-Total | Php/cust./meter/mo. | 5.0000 | 72.8000 | 72.8000 | 72.8000 |
| GOVERNMENT REVENUE | | | | | |
| A. Real Property Taxes Recovery | | | | | |
| Current | | 0.0000 | 0.0000 | 0.0000 | 0.0000 |
| Arrears | | 0.0000 | 0.0000 | 0.0000 | 0.0000 |
| B. Local Franchise Tax (%) | | | | | |
| C. Value Added Taxes | | | | | |
| Generation | Php/kwh | 0.7678 | 0.7939 | 0.7939 | 0.7939 |
| Systems Loss | Php/kwh | 0.0484 | 0.0484 | 0.0484 | 0.0484 |
| Distribution | Php/kwh | 0.2211 | 0.1070 | 0.1070 | 0.0454 |
| Distribution | Php/cus/meter/mo. | 0.6000 | 8.7360 | 8.7360 | 8.7360 |
| Sub-Total | | 1.6373 | 0.5763 | 0.5763 | 9.6238 |
| D. Universal Charges | | | | | |
| Missionary Electrification (ME) | | | | | |
| UC-ME for NPC-SPUG | Php/kwh | 0.1949 | 0.1949 | 0.1949 | 0.1949 |
| UC-ME for REDs' Cash Incentive | Php/kwh | 0.0044 | 0.0044 | 0.0044 | 0.0044 |
| Total UC-ME Charge | | 0.1993 | 0.1993 | 0.1993 | 0.1993 |
| NPC Stranded Contract Cost | Php/kwh | 0.0000 | 0.0000 | 0.0000 | 0.0000 |
| NPC Stranded Debts | Php/kwh | 0.0428 | 0.0428 | 0.0428 | 0.0428 |
| Environmental Charge | Php/kwh | 0.0000 | 0.0000 | 0.0000 | 0.0000 |
| Sub-Total | Php/kwh | 0.2421 | 0.2421 | 0.2421 | 0.2421 |
| GRAND TOTAL | Php/cus/met/mo. | 5.6000 | 81.5360 | 81.5360 | 81.5360 |

NOTE 1: In accordance with ERC Order, SUKELCO is hereby directed to collect from its consumers the approved interim UC_ME rate amounting to Php0.1993/kWh effective February 2025 billing period.

NOTE 2: The Generation, System Loss, Lifeline Subsidy and Sr. Citizen Subsidy Charges have been adjusted with the (Over)/Under Recovery Adjustments in accordance with the ERC Decision on ERC Case No. 2013-010, ERC Case No. 2016-003 and ERC Case No. 2019-022. Starting with June 2025 billing, there are no longer any adjustments for Generation charge, as these have been fully recovered in the May 2025 billing.

| | | |
|--|---|---|
| | June 2025 | |
| Kwh Purchased | 585,858.00 | |
| Kwh Sales | 546,652.00 | |
| System Loss (kwh) | 39,206.00 | |
| System Loss (%) | 6.69% | |
| Prepared by: | Checked by: | Certified Correct by: |
|  SHAIREL B. BAWE, CPA Corporate Planning Officer |  ROCHELLE C. FABIAN, CPA, MBA CorPlan and Res. Division Supervisor |  JANE S. COLLADO, MBA Corporate Planning Department Manager |
| Audited by: | Approved by: | |
|  EMILY GRACE P. MACAILING, CPA Internal Audit Department Manager |  WILFREDO M. MANGELISTA, Ph.D. OIC - General Manager | |



SULTAN KUDARAT ELECTRIC COOPERATIVE, INC.
Tacurong City

"Your Companion in Life's Perfect Moments"

July 15, 2025

**OFF-GRID POWER RATE
PALIMBANG SUB-OFFICE**

JULY 2025

| CHARGES | UNIT | RESIDENTIAL | LOW VOLTAGE | HIGH VOLTAGE |
|--|---------------------|---------------------|---|--------------|
| | | Residential BAPA | Commercial Public Building St. Lights | Industrial |
| GENERATION REVENUE | | | | |
| Generation Systems Charge | PhP/kwh | 6.6182 | 6.6182 | 6.6182 |
| Power Act Reduction | PhP/kwh | (0.3000) | | |
| Sub-Total | PhP/kwh | 6.3182 | 6.6182 | 6.6182 |
| SYSTEMS LOSS CHARGE | PhP/kwh | 0.4269 | 0.4269 | 0.4269 |
| DISTRIBUTION REVENUE | | | | |
| Distribution Charge | | | | |
| Demand Charge | PhP/Kw | | | 190.0300 |
| Distribution Systems Charge | PhP/kwh | 0.5143 | 0.5134 | |
| Supply Charges | | | | |
| Retail Customer Charge | PhP/Cust/Mo. | | 41.6100 | 41.6100 |
| Supply Systems Charge | PhP/kwh | 0.5828 | | |
| Metering Charge | | | | |
| Retail Customer Charge | Php/meter/Mo. | 5.0000 | 31.1900 | 31.1900 |
| Metering Systems Charge | PhP/kwh | 0.3669 | | |
| Reinv. Fund for Sustainable CAPEX (RFSC) | PhP/kwh | 0.3783 | 0.3783 | 0.3783 |
| Lifeline Rate Discount (Subsidy) | Php/kwh | 0.0133 | 0.0133 | 0.0133 |
| Senior Citizen Subsidy | Php/kwh | 0.0016 | 0.0016 | 0.0016 |
| Senior Citizen Discount | | (0.4261) | | |
| Previous Years Adj. on Power Cost | Php/kwh | (0.2783) | (0.2783) | (0.2783) |
| Sub-Total | PhP/kwh | 1.8423 | 0.8917 | 0.3783 |
| Sub-Total | Php/cust./meter/mo. | 5.0000 | 72.8000 | 72.8000 |
| GOVERNMENT REVENUE | | | | |
| A. Real Property Taxes Recovery | | | | |
| Current | | 0.0000 | 0.0000 | 0.0000 |
| Arrears | | 0.0000 | 0.0000 | 0.0000 |
| B. Local Franchise Tax (%) | | | | |
| C. Value Added Taxes | | | | |
| Generation | Php/kwh | 0.7765 | 0.7942 | 0.7942 |
| Systems Loss | Php/kwh | 0.0512 | 0.0512 | 0.0512 |
| Distribution | Php/kwh | 0.2211 | 0.1070 | 0.0454 |
| Distribution | PhP/cus/meter/mo. | 0.6000 | 8.7360 | 8.7360 |
| Sub-Total | | 1.6488 | 9.6884 | 9.6269 |
| D. Universal Charges | | | | |
| Missionary Electrification (ME) | | | | |
| UC-ME for NPC-SPUG | PhP/kwh | 0.1949 | 0.1949 | 0.1949 |
| UC-ME for REDs' Cash Incentive | PhP/kwh | 0.0044 | 0.0044 | 0.0044 |
| Total UC-ME Charge | | 0.1993 | 0.1993 | 0.1993 |
| NPC Stranded Contract Cost | PhP/kwh | 0.0000 | 0.0000 | 0.0000 |
| NPC Stranded Debts | PhP/kwh | 0.0428 | 0.0428 | 0.0428 |
| Environmental Charge | PhP/kwh | 0.0000 | 0.0000 | 0.0000 |
| Sub-Total | PhP/kwh | 0.2421 | 0.2421 | 0.2421 |
| GRAND TOTAL | PhP/kwh | 9.6149 | 8.8679 | 8.2929 |
| | PhP/cus/met/mo. | 5.6000 | 81.5360 | 81.5360 |

NOTE 1: In accordance with ERC Order, SUKELCO is hereby directed to collect from its consumers the approved interim UC_ME rate amounting to Php0.1993/kWh effective February 2025 billing period.

NOTE 2: The Generation, System Loss, Lifeline Subsidy and Sr. Citizen Subsidy Charges have been adjusted with the (Over)/Under Recovery Adjustments in accordance with the ERC Decision on ERC Case No. 2013-010, ERC Case No. 2016-003 and ERC Case No. 2019-022. Starting with the April 2025 billing, there are no longer any adjustments for Generation and System Loss charges, as these have been fully recovered in the March 2025 billing.

June 2025

| | |
|---------------------|------------|
| Kwh Purchased | 273,735.00 |
| Kwh Sales | 255,478.00 |
| System Loss (kwh) | 18,257.00 |
| System Loss (%) | 6.67% |

Prepared by:

SHAIREL B. BAWÉ, CPA
Corporate Planning Officer

Checked by:

ROCHELLE C. FABIAN, CPA, MBA
CorPlan and Res. Div. Supervisor

Certified Correct by:

JANET S. COLLADO, MBA
Corporate Planning Department Manager

Audited by:

EMILY GRACE P. MACAILING, CPA
Internal Audit Department Manager

Approved by:

WILFREDO M. CHANGELISTA, Ph.D.
OIC - General Manager



SULTAN KUDARAT ELECTRIC COOPERATIVE, INC.
Tacurong City

"Your Companion in Life's Perfect Moments"

July 14, 2025

SALE FOR RESALE POWER RATE
JULY 2025

| CHARGES | UNIT | CUSTOMER CLASSIFICATION | | |
|---|---------------|-------------------------|---|-----------------|
| | | RESIDENTIAL | LOW VOLTAGE | HIGH VOLTAGE |
| | | Residential BAPA | Commercial Public Building St. Lights | Industrial |
| GENERATION & TRANSMISSION | | | | |
| Generation Charges ^{1/} | | | | |
| Generation System Charge | Php/kWh | 8.6356 | 8.6356 | 8.6356 |
| Franchise and Benefits to Host Communities Taxes | Php/kWh | | - | - |
| Power Act Reduction ^{2/} | Php/kWh | (0.3000) | | |
| Transmission Charges ^{3/} | | | | |
| Transmission Demand Charge | Php/kWh | | | |
| Transmission System Charge | Php/kWh | | | |
| System Loss Charge ^{4/} | Php/kWh | 0.7716 | 0.7716 | 0.7716 |
| DISTRIBUTION (SUKELCO) | | | | |
| Distribution Charges ^{5/} | | | | |
| Demand Charge | Php/kWh | | | 190.0300 |
| Distribution System Charge | Php/kWh | 0.5143 | 0.5134 | |
| Supply Charges ^{5/} | | | | |
| Retail Customer Charge | Php/Cust./Mo. | | 41.6100 | 41.6100 |
| Supply System Charge | Php/kWh | 0.5828 | | |
| Metering Charges ^{5/} | | | | |
| Retail Customer Charge | Php/Meter/Mo. | 5.0000 | 31.1900 | 31.1900 |
| Metering System Charge | Php/kWh | 0.3669 | | |
| Reinvestment Fund For Sustainable CAPEX (RFSC) ^{5/} | Php/kWh | 0.3783 | 0.3783 | 0.3783 |
| Previous Power Cost Adjustment | Php/kWh | | | |
| SUBSIDIES & OTHER CHARGES | | | | |
| Lifeline Subsidy Charge ^{6/} | Php/kWh | 0.0133 | 0.0133 | 0.0133 |
| Senior Citizen Subsidy Charge ^{7/} | Php/kWh | 0.0016 | 0.0016 | 0.0016 |
| Senior Citizen (Discount) Charge ^{8/} | Php/kWh | (0.5442) | | |
| GOVERNMENT REVENUES | | | | |
| Provision for Real Property Tax Charges ^{9/} | | | | |
| Provision for Real Property Tax- Current | Php/kWh | - | - | - |
| Provision for Real Property Tax- Arrears | Php/kWh | - | - | - |
| Local Franchise Tax (%) | Php/kWh | | | |
| Universal Charges | | | | |
| Missionary Electrification Charge- NPC SPUG ^{10/} | Php/kWh | 0.1949 | 0.1949 | 0.1949 |
| Missionary Electrification Charge - RED's Cash Incentive ^{11/} | Php/kWh | 0.0044 | 0.0044 | 0.0044 |
| Total Missionary Electrification Charges | Php/kWh | 0.1993 | 0.1993 | 0.1993 |
| Environmental Charge ^{12/} | Php/kWh | - | - | - |
| NPC Stranded Contract Costs ^{13/} | Php/kWh | - | - | - |
| NPC Stranded Debts ^{14/} | Php/kWh | 0.0428 | 0.0428 | 0.0428 |
| FIT-All (Renewable) ^{14/} | Php/kWh | 0.1189 | 0.1189 | 0.1189 |
| Value Added Tax Charges | | | | |
| Generation Charge ^{14/} | Php/kWh | 0.7518 | 0.7518 | 0.7518 |
| Transmission Charge ^{15/} | Php/kWh | | | |
| System Loss Charge | Php/kWh | 0.0768 | 0.0768 | 0.0768 |
| Distribution (12% of Total Distribution Revenue) | Php/kWh | 0.2211 | 0.1070 | 0.0454 |
| | Php/Cust./Mo. | 0.6000 | 8.7360 | 8.7360 |
| | Php/kWh | | | 22.8036 |
| Others (12% of Lifeline Subsidy Revenue) | Php/kWh | - | - | - |
| TOTAL RSEC-WR RATE with VAT | Php/kWh | 12.3751 | 11.6104 | 11.0354 |
| | Php/kWh | - | - | 212.8336 |
| | Php/Cust./Mo. | 5.6000 | 81.5360 | 81.5360 |

NOTE 1: In accordance with ERC Order, SUKELCO is hereby directed to collect from its consumers the approved interim UC_ME rate amounting to Php0.1993/kWh effective February 2025 billing period.

NOTE 2: The collection of the New Fit-All Rate amounting to Php 0.1189/kWh will be implemented starting March 2025 Billing as per ERC Decision on ERC Case No. 2023-096RC

| SALE FOR RESALE | June 2025 |
|-------------------|-----------|
| kWh Purchased | 387,653 |
| kWh Sales | 341,678 |
| System Loss (kWh) | 45,975 |
| System Loss (%) | 11.86% |

Prepared by:

SHAIREL P. BAWE, CPA
CorPlan Officer

Checked by:

ROCHELLE C. FABJAN, CPA, MBA
CorPlan and Res. Div. Supervisor

Certified Correct by:

JANET S. COLLADO, MBA
CorPlan Manager

Audited by:

EMILY GRACE MACAILING, CPA
Internal Audit Manager

Approved by:

WILFREDO M. ANGELISTA, Ph.D.
OIC General Manager